

Acquisition Overview

Jul 1, 2014 - Jul 31, 2014

All Sessions
100.00%

+ Add Segment

Primary Dimension:

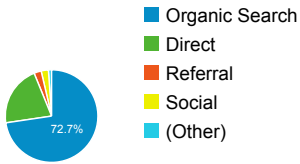
Goal Option:

Top Channels

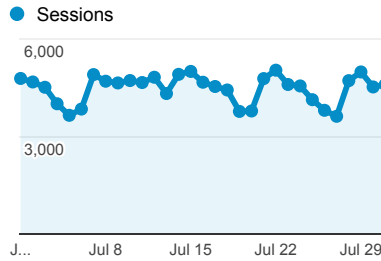
Goal 1: Registration Conversion

[Edit Channel Grouping](#)

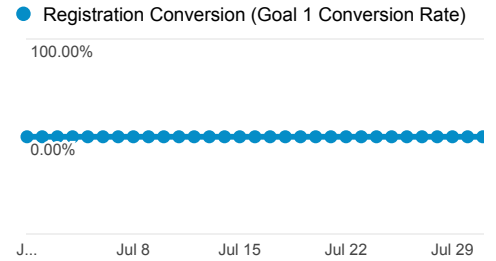
Top Channels



Sessions



Conversions



	Acquisition			Behavior			Conversions		
	Sessions ↓	% New Sessions ↓	New Users ↓	Bounce Rate ↓	Pages / Session ↓	Avg. Session Duration ↓	Goal 1 Conversion Rate ↓	Goal 1 Completion ↓	Goal 1 Value ↓
	138,917	49.41%	68,641	32.21%	5.94	00:04:07	0.00%	0	\$0.00
1 Organic Search	100,939	<div style="width: 72.7%;"></div>		31.53%	<div style="width: 50%;"></div>		0.00%		
2 Direct	29,400	<div style="width: 21.3%;"></div>		36.89%	<div style="width: 60%;"></div>		0.00%		
3 Referral	3,526	<div style="width: 2.5%;"></div>		11.63%	<div style="width: 15%;"></div>		0.00%		
4 Social	3,510	<div style="width: 2.5%;"></div>		31.05%	<div style="width: 50%;"></div>		0.00%		
5 (Other)	1,542	<div style="width: 1.1%;"></div>		37.74%	<div style="width: 60%;"></div>		0.00%		

To see all 5 Channels click [here](#).